

**PORTFOLIO ANALYSIS**

From Sell Date Start: 2006-10-31








To Sell Date End: 2008-09-12












Filter by Ticker: VLO

Filter by Account:

 For Public Consumption (dollar amounts are removed for privacy). Print this report as a .pdf and you can show your friends.

**Real Profit** is the true return you received on your investment.**Annualized Profit** is an extrapolated version of your return. If you make a small profit in a short period of time, repeatedly, you'll end up with huge gains.**Annualized Profit Yield of Round Trips: 35.75%****Real Profit Percentage of Trades: 7.98%****TRADING ACCURACY: 12 / 18 = 66.67%****TRADING ACCURACY OF 26% ANNUALIZED RETURNS: 9 / 18 = 50.00%****AVERAGE DAYS HELD: 81.44****TURNOVER: 0.80 trades per month**

Account	Ticker	Company Name	Shares	Entry Date	Entry Share Price	Entry Cost	Exit Date	Exit Share Price	Exit Cost	Days Held	Real Profit (\$)	Real Profit (%)	Annualized Profit (%)
		VALERO ENERGY CORP NEW		2007-07-06 00:00:00	\$75.50		2008-09-12 00:00:00	\$35.42		435		-53.05 %	-44.51 %
		VALERO ENERGY CORP NEW		2007-12-13 00:00:00	\$65.50		2008-09-12 00:00:00	\$35.42		275		-45.89 %	-60.91 %
		VALERO ENERGY CORP NEW		2008-03-04 00:00:00	\$55.66		2008-09-12 00:00:00	\$35.42		193		-36.36 %	-68.76 %
		VALERO ENERGY CORP NEW		2008-04-10 00:00:00	\$48.20		2008-09-12 00:00:00	\$35.42		156		-26.53 %	-62.07 %
		VALERO ENERGY CORP NEW		2008-06-20 00:00:00	\$42.63		2008-09-12 00:00:00	\$35.42		85		-16.94 %	-72.74 %
		VALERO ENERGY CORP NEW		2008-07-03 00:00:00	\$37.61		2008-09-12 00:00:00	\$35.42		72		-5.84 %	-29.61 %
		VALERO ENERGY CORP NEW		2008-09-09 00:00:00	\$31.28		2008-09-12 00:00:00	\$35.61		4		12.71 %	1,159.79 %

		VALERO ENERGY CORP NEW		2008-09-09 00:00:00	\$31.33		2008-09-11 00:00:00	\$32.20		3		2.78 %	338.23 %
		VALERO ENERGY CORP NEW		2008-07-24 00:00:00	\$32.19		2008-08-27 00:00:00	\$35.11		35		9.06 %	94.48 %
		VALERO ENERGY CORP NEW		2008-08-04 00:00:00	\$31.21		2008-08-04 00:00:00	\$32.16		1		3.01 %	1,098.65 %
		VALERO ENERGY CORP NEW		2008-07-14 00:00:00	\$31.59		2008-07-15 00:00:00	\$33.04		2		4.61 %	841.33 %
		VALERO ENERGY CORP NEW		2008-02-11 00:00:00	\$57.54		2008-02-11 00:00:00	\$58.94		1		2.41 %	879.65 %
		VALERO ENERGY CORP NEW		2008-01-23 00:00:00	\$49.87		2008-01-24 00:00:00	\$54.87		2		10.03 %	1,830.48 %
		VALERO ENERGY CORP NEW		2007-08-03 00:00:00	\$63.49		2007-09-19 00:00:00	\$70.19		48		10.42 %	79.24 %
		VALERO ENERGY CORP NEW		2007-08-21 00:00:00	\$62.57		2007-08-31 00:00:00	\$69.15		11		10.46 %	347.08 %
		VALERO ENERGY CORP NEW		2007-02-07 00:00:00	\$55.72		2007-03-23 00:00:00	\$63.51		45		13.97 %	113.31 %
		VALERO ENERGY CORP NEW		2006-12-26 00:00:00	\$51.52		2007-03-22 00:00:00	\$62.85		87		21.95 %	92.09 %
		VALERO ENERGY CORP NEW		2006-10-31 00:00:00	\$52.25		2006-11-10 00:00:00	\$52.87		11		1.05 %	34.84 %

Created using [www.aistockbot.com](http://www.aistockbot.com)